

Scaled data based on original data using
LM-79-08 Approved Method: Electrical and Photometric Measurements of Solid-
State Lighting Products

Test Report Prepared for
Cooper Lighting Solutions
(formerly Eaton)

Brand: McGRAW-EDISON

Report Number: P387182

Luminaire Tested: **GWC-SA2D-830-U-T3-HSS**

Issue Date: 3/3/2020

Test Information

Test Method: LM-79-08
Report Number: P387182
TEST IS SCALED FROM IESNA LM-79-08 TEST DATA (G2-1903-205-15)
Test Lab: INNOVATION CENTER
Issue Date: 3/3/2020
Manufacturer: COOPER LIGHTING SOLUTIONS (FORMERLY EATON)
Product Line: MCGRAW-EDISON
Catalog Number: GWC-SA2D-830-U-T3-HSS
Description: GALLEON WALL LUMINAIRE
(2) 80 CRI, 3000K, 1200mA LIGHTSQUARES WITH 16 LEDS EACH AND TYPE III OPTICS WITH HOUSE SIDE SHIELD
Light Source: -
Ballast/Driver: ELECTRONIC DRIVER

Summary

Lumens per Lamp: N/A
Luminaire Lumens: 9377 lumens
Efficiency: N/A
Efficacy: 73.3 lumens/watt
Luminous Opening: Rectangular (W 1' x L: 0.5' x H: 0')
IES Classification: Type III - Short
BUG Rating: B1 - U0 - G2

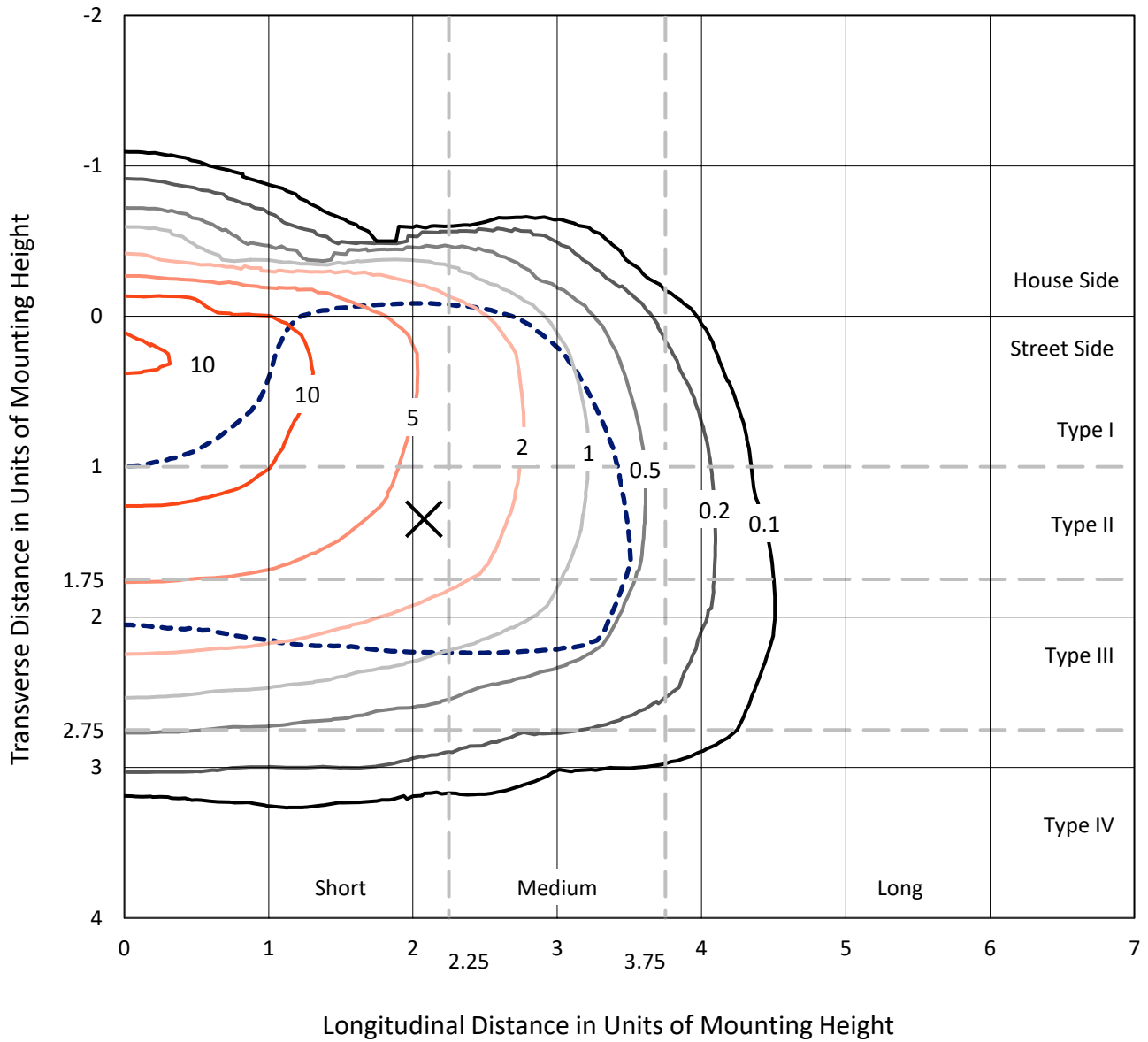
Input Watts (W): 128
Input Voltage (V): NR
Input Current (Ain): NR
Voltage Rise (V): NR
Power Factor: NR
Total Harmonic Distortion (THDi): NR
Frequency (hertz): 60
Stabilization Time: NR
Operation Time: NR
Ambient Temperature (°C): NR
Test Distance: 24 FT



REPORT NUMBER: P387182
 CATALOG NUMBER: GWC-SA2D-830-U-T3-HSS

Iso-Footcandle Lines of Horizontal Illumination

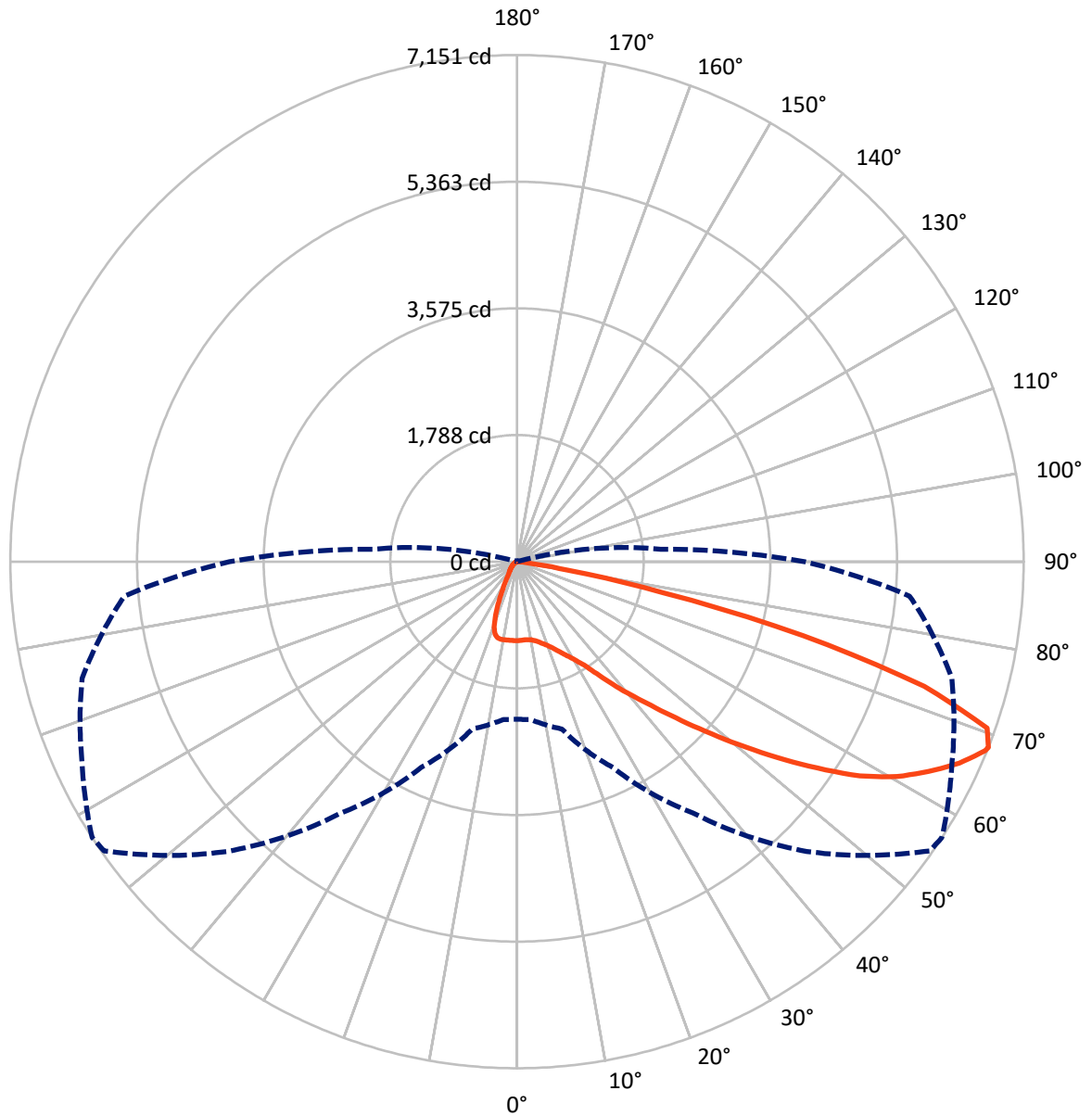
✕ Max cd
 - - - 1/2 Max cd



Based on 10 foot mounting height. Maximum calculated value = 14.4 fc
 Type III - Short - N/A

REPORT NUMBER: P387182
CATALOG NUMBER: GWC-SA2D-830-U-T3-HSS

Luminous Intensity Polar Plot



— Vertical Plane Through 57-Deg Lateral - - - Horizontal Cone Through 68-Deg Vertical

REPORT NUMBER: P387182

CATALOG NUMBER: GWC-SA2D-830-U-T3-HSS

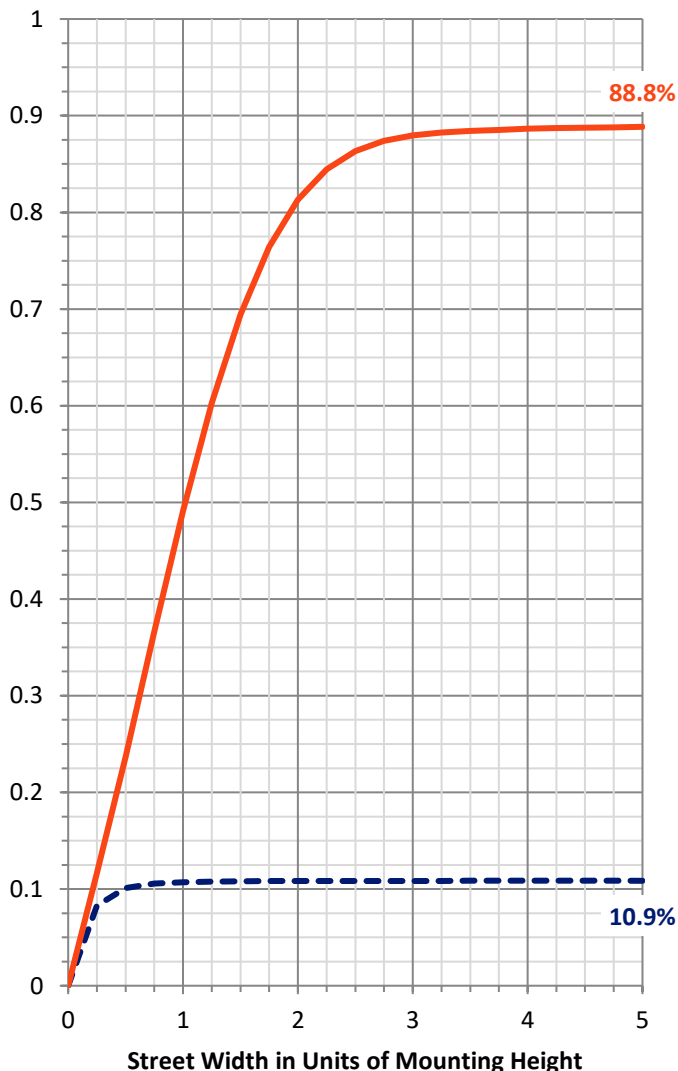
FLUX DISTRIBUTION:

		Downward	Upward	Total
House Side	Lumens	1028.2	0.0	1028.2
	% Fixture	11.0	0.0	11.0
Street Side	Lumens	8348.8	0.0	8348.8
	% Fixture	89.0	0.0	89.0
Total	Lumens	9377.0	0.0	9377.0
	% Fixture	100.0	0.0	100.0

ZONAL LUMENS:

Zone	Lumens	% Fixture
0°-10°	104.3	1.1
10°-20°	289.0	3.1
20°-30°	498.5	5.3
30°-40°	860.3	9.2
40°-50°	1471.6	15.7
50°-60°	2354.5	25.1
60°-70°	2720.4	29.0
70°-80°	1039.5	11.1
80°-90°	39.0	0.4
90°-100°	0.0	0.0
100°-110°	0.0	0.0
110°-120°	0.0	0.0
120°-130°	0.0	0.0
130°-140°	0.0	0.0
140°-150°	0.0	0.0
150°-160°	0.0	0.0
160°-170°	0.0	0.0
170°-180°	0.0	0.0
0°-90°	9377.0	100.0
0°-180°	9377.0	100.0

Coefficient of Utilization



REPORT NUMBER: P387182

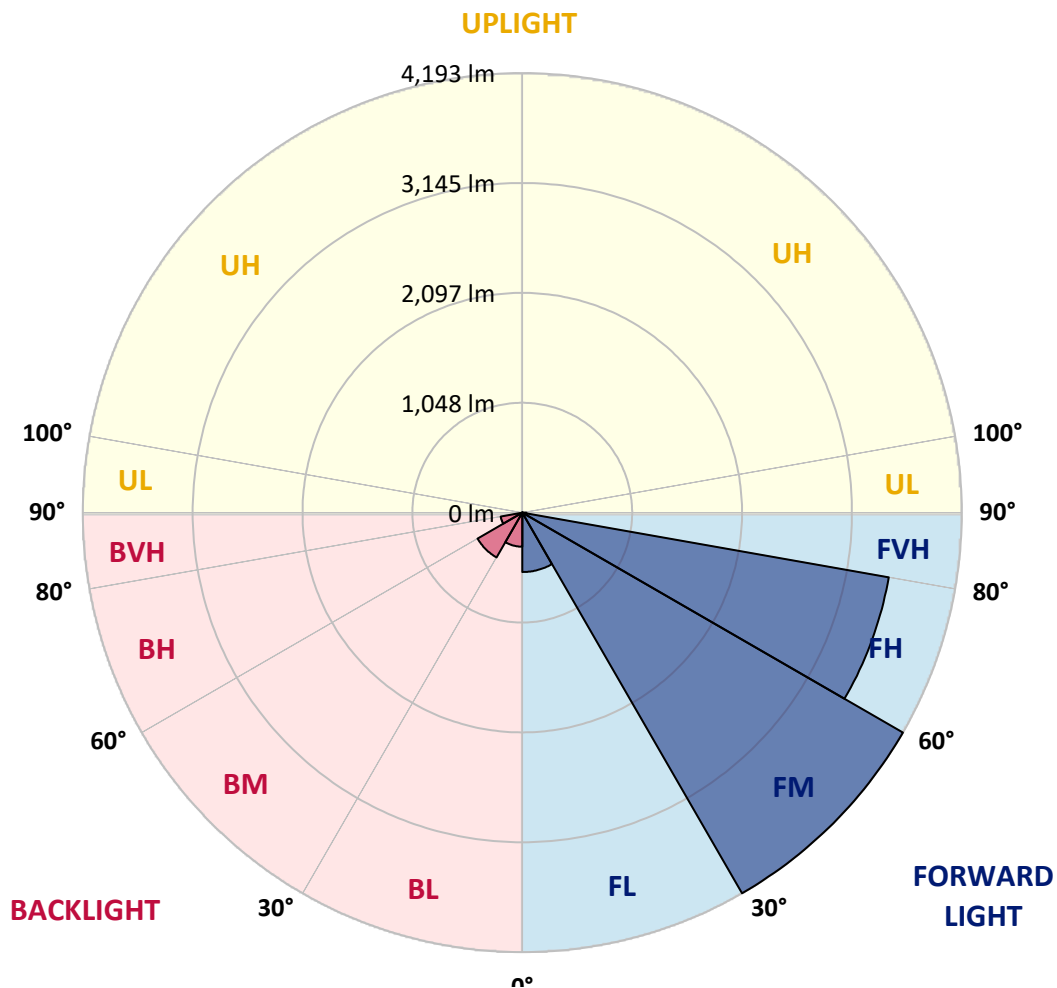
CATALOG NUMBER: GWC-SA2D-830-U-T3-HSS

LUMINAIRE CLASSIFICATION SYSTEM LUMEN TABLE AND BUG RATING:

Zone	Lumens	% Fixture	Zone Rating/Lumen Limit		
			B	U	G
FL (0°-30°)	566.8	6.0			
FM (30°-60°)	4193.3	44.7			
FH (60°-80°)	3550.4	37.9			G2/5000
FVH (80°-90°)	38.3	0.4			G1/100
BL (0°-30°)	325.0	3.5	B1/500		
BM (30°-60°)	493.2	5.3	B1/1000		
BH (60°-80°)	209.4	2.2	B1/500		G1/500
BVH (80°-90°)	0.7	0.0			G0/10
UL (90°-100°)	0.0	0.0		U0/0	
UH (100°-180°)	0.0	0.0		U0/0	

BUG Rating: B1-U0-G2

Type III Short





REPORT NUMBER: P387182

CATALOG NUMBER: GWC-SA2D-830-U-T3-HSS

CANDELA DISTRIBUTION (FULL):

	0°	5°	15°	25°	35°	45°	55°	57°	65°	75°	85°
0°	1114.2	1114.2	1114.2	1114.2	1114.2	1114.2	1114.2	1114.2	1114.2	1114.2	1114.2
2.5°	1088.1	1093.0	1096.5	1098.7	1101.4	1107.1	1108.9	1111.6	1112.9	1112.9	1116.0
5°	1045.1	1050.4	1057.9	1064.1	1076.5	1092.5	1104.0	1108.5	1116.5	1123.5	1127.5
7.5°	1005.2	1011.4	1020.2	1034.9	1056.2	1081.9	1105.8	1112.0	1127.5	1142.6	1150.1
10°	979.4	984.3	995.9	1016.7	1044.6	1080.5	1114.2	1121.8	1148.4	1173.6	1187.8
12.5°	970.6	975.0	987.0	1010.5	1045.1	1087.2	1133.7	1144.8	1183.8	1220.6	1240.6
15°	983.4	984.3	997.2	1019.3	1053.5	1103.6	1166.1	1179.4	1228.6	1276.5	1301.3
17.5°	1033.1	1029.1	1035.8	1045.5	1072.6	1125.3	1200.3	1220.2	1285.8	1342.1	1365.6
20°	1157.2	1157.2	1142.2	1115.6	1116.0	1159.0	1246.4	1269.0	1349.2	1414.4	1435.7
22.5°	1369.6	1365.6	1335.5	1270.3	1210.5	1217.1	1302.7	1331.9	1425.5	1495.1	1502.2
25°	1625.0	1620.1	1573.6	1481.8	1378.1	1311.1	1378.9	1412.6	1516.4	1578.0	1563.4
27.5°	1895.5	1891.5	1845.4	1731.4	1583.8	1461.0	1469.8	1501.8	1609.1	1669.8	1623.2
30°	2157.5	2158.9	2113.2	1996.1	1829.0	1652.1	1585.1	1603.7	1699.1	1760.7	1694.2
32.5°	2406.7	2408.5	2369.0	2238.2	2082.2	1874.2	1744.7	1739.9	1803.7	1864.4	1788.2
35°	2628.8	2633.3	2606.2	2504.7	2339.3	2121.6	1951.8	1940.3	1952.2	2021.0	1932.3
37.5°	2843.0	2845.7	2825.3	2739.7	2601.4	2393.4	2213.4	2197.0	2171.3	2224.0	2122.5
40°	3077.6	3070.9	3047.4	2969.8	2851.0	2693.6	2494.5	2466.1	2421.3	2468.3	2372.6
42.5°	3295.7	3288.2	3292.2	3204.4	3104.2	3002.2	2822.2	2773.4	2747.2	2801.3	2679.4
45°	3568.4	3564.4	3577.7	3501.4	3420.3	3346.3	3197.7	3144.5	3133.0	3196.4	3050.5
47.5°	3837.5	3847.3	3888.5	3856.1	3823.3	3758.2	3595.4	3571.5	3578.6	3655.3	3442.0
50°	4061.9	4073.4	4186.5	4223.7	4271.2	4233.0	4069.9	4055.2	4083.2	4152.3	3863.2
52.5°	4224.2	4247.7	4388.2	4559.8	4732.7	4758.4	4595.7	4582.4	4620.1	4630.7	4188.7
55°	4336.8	4357.6	4516.8	4830.7	5182.8	5293.6	5192.5	5141.1	5134.0	5028.9	4531.0
57.5°	4356.7	4354.5	4583.3	5005.9	5535.7	5821.7	5757.8	5707.3	5561.9	5396.9	4923.4
60°	4244.1	4257.0	4522.6	5066.6	5757.4	6221.2	6226.1	6160.4	5933.9	5754.7	5303.8
62.5°	3897.4	3949.7	4218.0	4907.4	5754.7	6382.1	6569.2	6519.1	6248.2	6047.8	5689.6
65°	3335.2	3353.8	3609.6	4362.1	5365.9	6314.7	6878.3	6859.7	6531.6	6332.5	5887.8
67.5°	2435.5	2395.2	2663.9	3434.9	4543.0	5921.9	7100.0	7123.5	6750.1	6391.0	5676.7
68°	2222.7	2234.7	2444.0	3205.7	4327.5	5783.1	7114.6	7150.5	6771.9	6352.9	5561.4
70°	1324.8	1347.9	1534.6	2207.2	3292.2	4997.9	6956.8	7038.8	6642.4	5959.6	4810.3
72.5°	338.3	365.8	542.3	987.9	1880.4	3521.4	5872.7	6011.5	5767.2	4834.7	3247.4
75°	139.2	146.3	193.8	325.4	700.6	1586.4	3870.8	4167.9	3998.0	2894.4	1467.6
77.5°	96.2	101.1	124.6	180.5	303.3	537.8	1897.7	2112.3	1903.0	987.9	320.1
80°	69.2	73.2	89.1	120.2	174.3	192.0	618.5	715.2	568.0	216.8	79.4
82.5°	41.2	44.3	66.5	85.6	106.0	91.8	153.9	174.7	164.5	107.7	35.5
85°	20.4	23.9	44.8	61.2	57.2	38.6	47.0	52.3	64.7	65.6	19.1
87.5°	1.3	2.7	26.2	36.8	16.0	8.9	13.7	16.8	23.1	32.4	8.0
90°	0.0	0.0	0.0	0.0	0.0	0.0	0.0	0.0	0.0	0.0	0.0



REPORT NUMBER: P387182
 CATALOG NUMBER: GWC-SA2D-830-U-T3-HSS

CANDELA DISTRIBUTION (continued):

	90°	95°	105°	115°	125°	135°	145°	155°	165°	175°	180°
0°	1114.2	1114.2	1114.2	1114.2	1114.2	1114.2	1114.2	1114.2	1114.2	1114.2	1114.2
2.5°	1117.3	1117.8	1114.7	1113.3	1114.2	1108.9	1106.7	1107.6	1107.6	1108.9	1106.7
5°	1128.4	1128.4	1123.1	1116.0	1112.0	1101.8	1095.2	1093.4	1092.1	1091.2	1089.4
7.5°	1152.4	1149.7	1140.4	1124.9	1111.6	1089.4	1072.6	1063.7	1059.3	1057.5	1056.2
10°	1190.9	1186.1	1170.5	1141.7	1111.1	1071.7	1034.9	1008.7	987.0	978.1	972.8
12.5°	1242.8	1235.7	1209.6	1161.7	1108.0	1035.3	955.5	878.8	807.4	778.1	763.5
15°	1302.7	1292.5	1251.2	1178.5	1089.8	953.3	779.9	645.6	546.7	509.5	493.5
17.5°	1363.4	1350.1	1287.6	1189.2	1035.3	783.5	547.1	413.2	347.2	329.4	323.2
20°	1424.6	1405.1	1319.1	1181.2	912.0	564.9	360.9	301.9	282.9	277.6	275.8
22.5°	1482.7	1452.5	1347.5	1150.1	722.3	379.1	285.5	266.9	260.7	257.6	256.7
25°	1533.2	1491.1	1372.3	1054.4	511.2	286.4	257.2	251.0	243.0	237.2	237.7
27.5°	1580.7	1529.7	1387.4	896.5	341.0	244.8	238.1	229.7	215.0	206.6	206.6
30°	1637.9	1581.1	1398.4	689.9	251.0	216.4	211.1	198.2	178.2	167.2	167.2
32.5°	1723.9	1659.2	1391.4	484.2	207.9	190.2	177.8	160.1	138.3	127.7	127.3
35°	1855.6	1779.8	1340.8	317.5	183.6	165.4	145.4	123.7	104.6	95.8	95.3
37.5°	2032.9	1941.2	1227.3	227.0	164.5	142.3	118.4	94.4	80.3	74.5	74.0
40°	2263.1	2128.7	1065.0	184.0	146.8	120.2	91.3	73.2	63.4	59.0	59.4
42.5°	2539.3	2329.6	870.4	158.7	129.5	98.9	71.4	57.6	51.4	48.3	47.4
45°	2846.1	2527.8	666.4	141.4	112.2	79.8	55.9	45.7	40.8	39.0	39.0
47.5°	3183.5	2720.6	487.7	126.4	93.6	61.6	44.8	37.2	33.3	31.9	31.5
50°	3489.9	2854.5	351.6	110.4	76.7	48.8	36.4	31.0	28.4	26.6	26.6
52.5°	3745.3	2896.7	258.9	93.1	62.1	39.0	30.2	26.6	23.9	22.6	22.6
55°	3970.1	2879.4	192.4	76.7	50.1	31.9	25.7	22.6	20.4	19.1	19.1
57.5°	4185.6	2823.5	143.7	62.5	40.3	25.7	21.7	19.1	16.8	16.0	16.0
60°	4361.6	2730.4	106.9	50.5	32.4	20.8	18.2	15.5	13.7	12.4	12.4
62.5°	4504.4	2627.5	78.5	41.7	25.7	16.4	14.2	12.9	10.2	8.9	8.9
65°	4505.3	2456.8	59.0	34.6	20.0	12.9	10.6	10.2	6.7	5.3	4.9
67.5°	4179.4	2118.1	45.2	29.7	15.5	9.8	8.0	8.4	3.5	2.2	1.8
68°	4061.0	2032.0	42.6	29.3	14.6	9.3	7.5	8.4	3.1	1.8	1.3
70°	3423.8	1616.6	34.1	28.4	12.9	7.1	6.2	8.4	2.7	1.3	0.9
72.5°	2189.9	938.2	25.3	22.6	9.8	5.3	4.0	7.5	2.7	0.9	0.4
75°	932.0	290.9	17.3	16.0	5.8	4.0	2.7	4.9	1.8	0.4	0.0
77.5°	196.4	65.6	10.2	9.8	4.0	2.7	1.8	1.3	0.4	0.0	0.0
80°	50.5	19.1	5.3	4.9	2.2	1.3	0.9	0.0	0.0	0.0	0.0
82.5°	16.0	7.5	3.1	2.2	0.9	0.0	0.0	0.0	0.0	0.0	0.0
85°	8.0	4.4	1.8	0.9	0.0	0.0	0.0	0.0	0.0	0.0	0.0
87.5°	4.4	1.3	0.4	0.0	0.0	0.0	0.0	0.0	0.0	0.0	0.0
90°	0.0	0.0	0.0	0.0	0.0	0.0	0.0	0.0	0.0	0.0	0.0

Signify Classified - Internal
Cooper Lighting Solutions Photometric Lab
1121 Highway 74 South
Peachtree City, GA 30269

Scaled Data Report



Report Generated By 670245982

Signify Classified - Internal
Cooper Lighting Solutions Photometric Lab
1121 Highway 74 South
Peachtree City, GA 30269

Scaled Data Report



Signify Classified - Internal
Cooper Lighting Solutions Photometric Lab
1121 Highway 74 South
Peachtree City, GA 30269

Scaled Data Report



Signify Classified - Internal
Cooper Lighting Solutions Photometric Lab
1121 Highway 74 South
Peachtree City, GA 30269

Scaled Data Report



Signify Classified - Internal
Cooper Lighting Solutions Photometric Lab
1121 Highway 74 South
Peachtree City, GA 30269

Scaled Data Report



--- HS — SS

Signify Classified - Internal
Cooper Lighting Solutions Photometric Lab
1121 Highway 74 South
Peachtree City, GA 30269

Scaled Data Report



u

Signify Classified - Internal
Cooper Lighting Solutions Photometric Lab
1121 Highway 74 South
Peachtree City, GA 30269

Scaled Data Report



Signify Classified - Internal
Cooper Lighting Solutions Photometric Lab
1121 Highway 74 South
Peachtree City, GA 30269

Scaled Data Report



(END OF REPORT)